

SREB

Arkansas

Featured Facts

from the SREB Fact Book on Higher Education

2009

Southern
Regional
Education
Board

592 10th St. N.W.
Atlanta, GA 30318
(404) 875-9211
www.sreb.org





SREB states can lead the nation in educational progress.

Nothing influences a state's prosperity more than the education of its people.

SREB Goals for Education, Challenge to Lead, 2002

Our educational progress as a region faces major challenges. The SREB region will account for most of the nation's overall population growth in the next decade and beyond. Much of that growth will be among racial and ethnic minorities who traditionally have been the least likely to attend and graduate from college. Enrollment and graduation trends for minority students are promising, but we must work to help more students of traditionally undereducated backgrounds seek and earn four-year degrees, two-year degrees and career certificates.

Keeping college affordable will be a major factor in removing participation and completion gaps. We must work to help more students prepare for postsecondary education and have the academic and financial support they need. We also need to continue to change the culture of many public colleges and universities into an environment that supports students' pursuits of degrees. These are some of the ways we can keep the levels of education for people in the SREB states rising. Our states' economic prospects and quality of life depend on it.

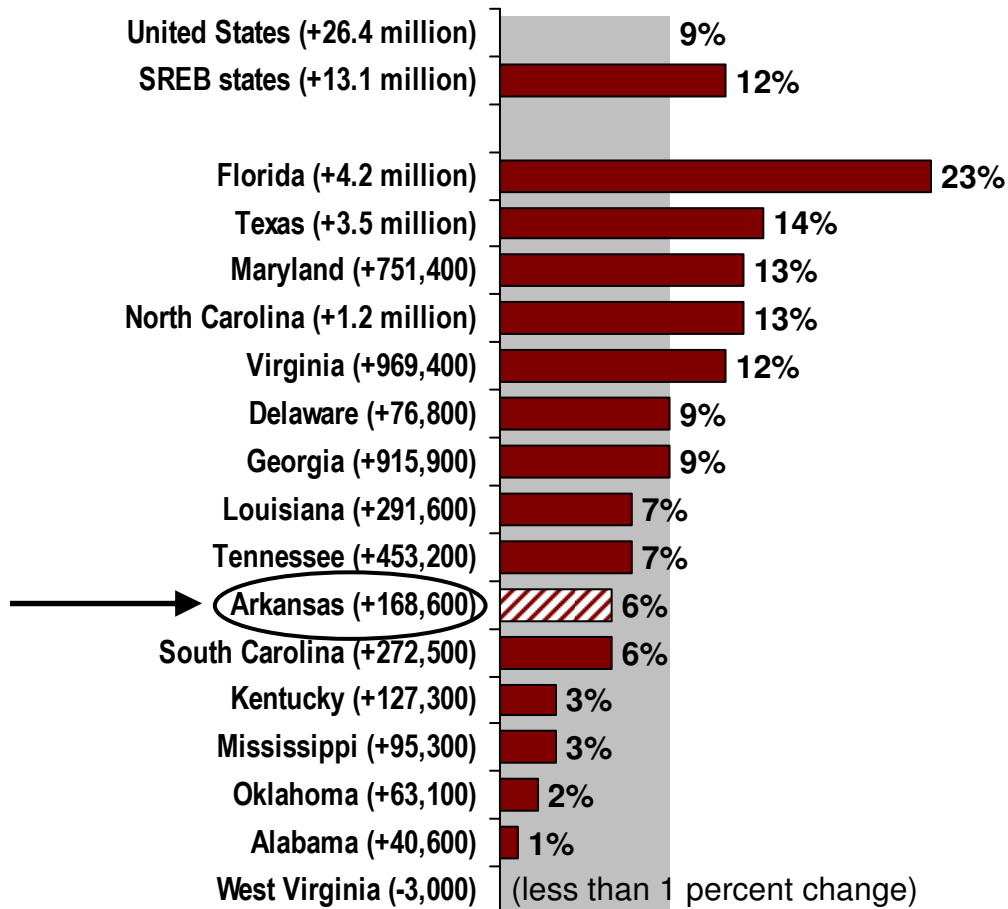
We trust the following sets of data will be useful in your work to improve education. We are ready to assist SREB states as we strive to lead the nation in educational progress.

Dave Spence
SREB President



Half of the nation's population growth from 2008 to 2018 is expected to be in the 16 SREB states — an increase of 13.1 million. Arkansas's population is projected to grow by 168,600, or 6 percent.

Projected Population Growth 2008 to 2018

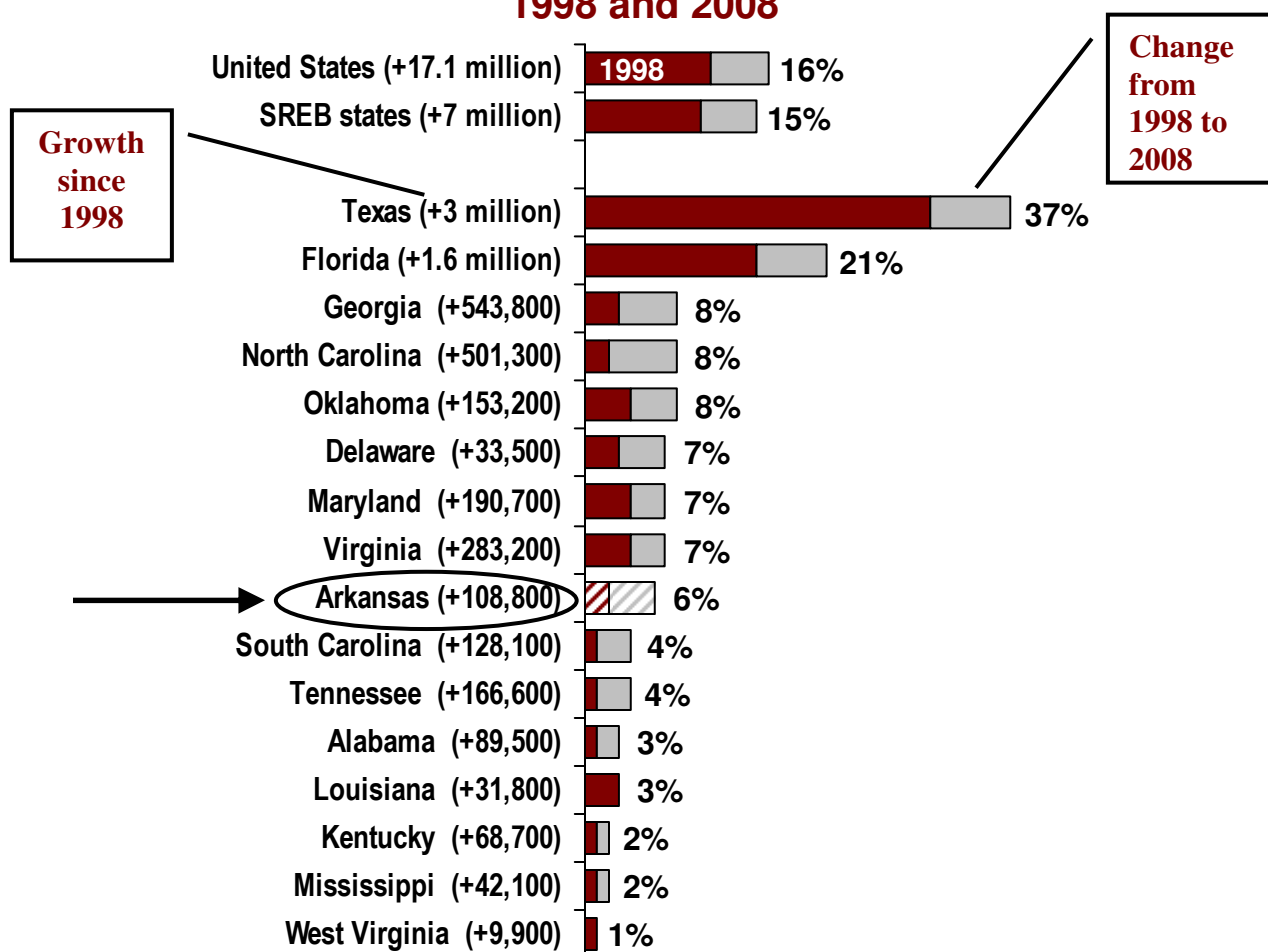


Source: Table 1, U.S. Census Bureau.



The Hispanic population increase is the region's major demographic trend. Hispanic population growth accounted for 43 percent of the entire increase in the SREB region from 1998 to 2008. In Arkansas, the Hispanic population accounted for 6 percent of the population in 2008. Of the 153,700 Hispanic residents in Arkansas in 2008, 108,800 (71 percent) were added since 1998.

Hispanic Population Representation 1998 and 2008

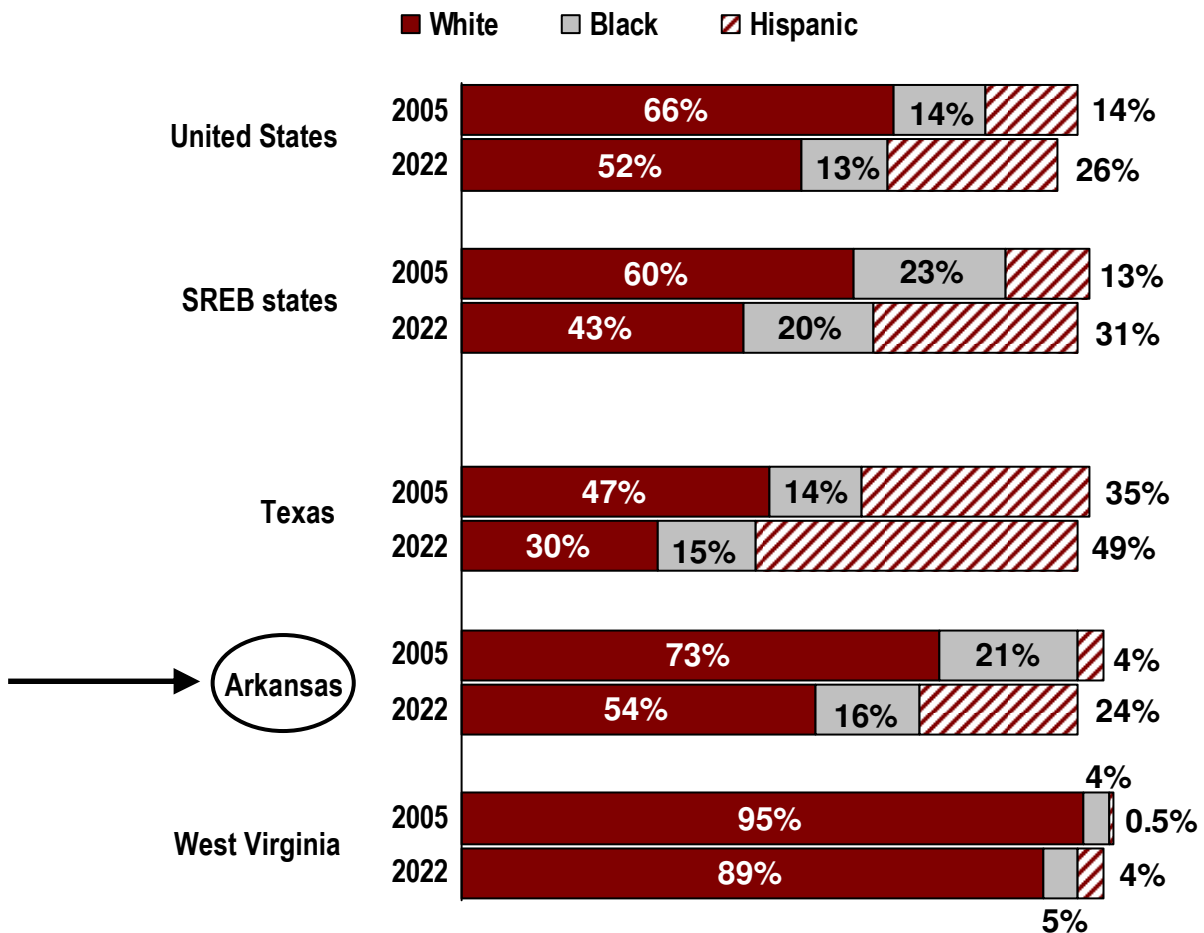


Source: Table 3, U.S. Census Bureau.



By 2022, black and Hispanic students are expected to account for 51 percent of the SREB region’s public high school graduates. White students, who were 60 percent of graduates in 2005, are projected to be 43 percent in 2022. In Arkansas, Hispanic and black students are expected to rise from 25 percent to 40 percent and white students to decline from 73 percent to 54 percent from 2005 to 2022. Hispanic graduates, the fastest-growing group, are projected to be 24 percent of Arkansas graduates by 2022.

Public High School Graduates 2005 and 2022



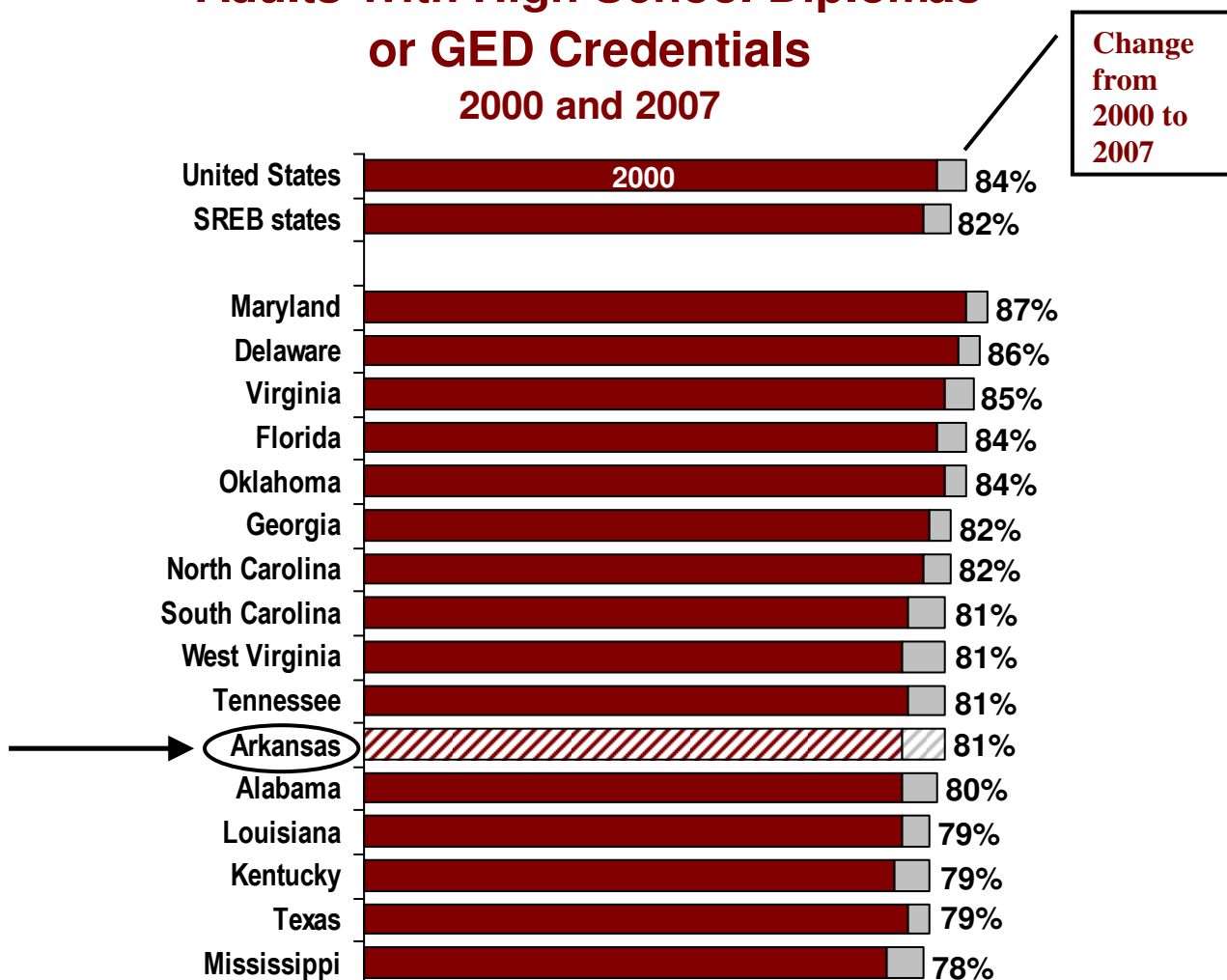
Note: SREB states with the greatest and least racial/ethnic diversity are shown to put data in context.

Source: Table 9, Western Interstate Commission on Higher Education.



The percentage of adults with high school diplomas or GED credentials has risen since 2000 nationally, regionally and in every SREB state. In 2007, 81 percent of adults ages 25 and older in Arkansas had high school diplomas or GED credentials, up from 75 percent in 2000.

Adults With High School Diplomas or GED Credentials 2000 and 2007

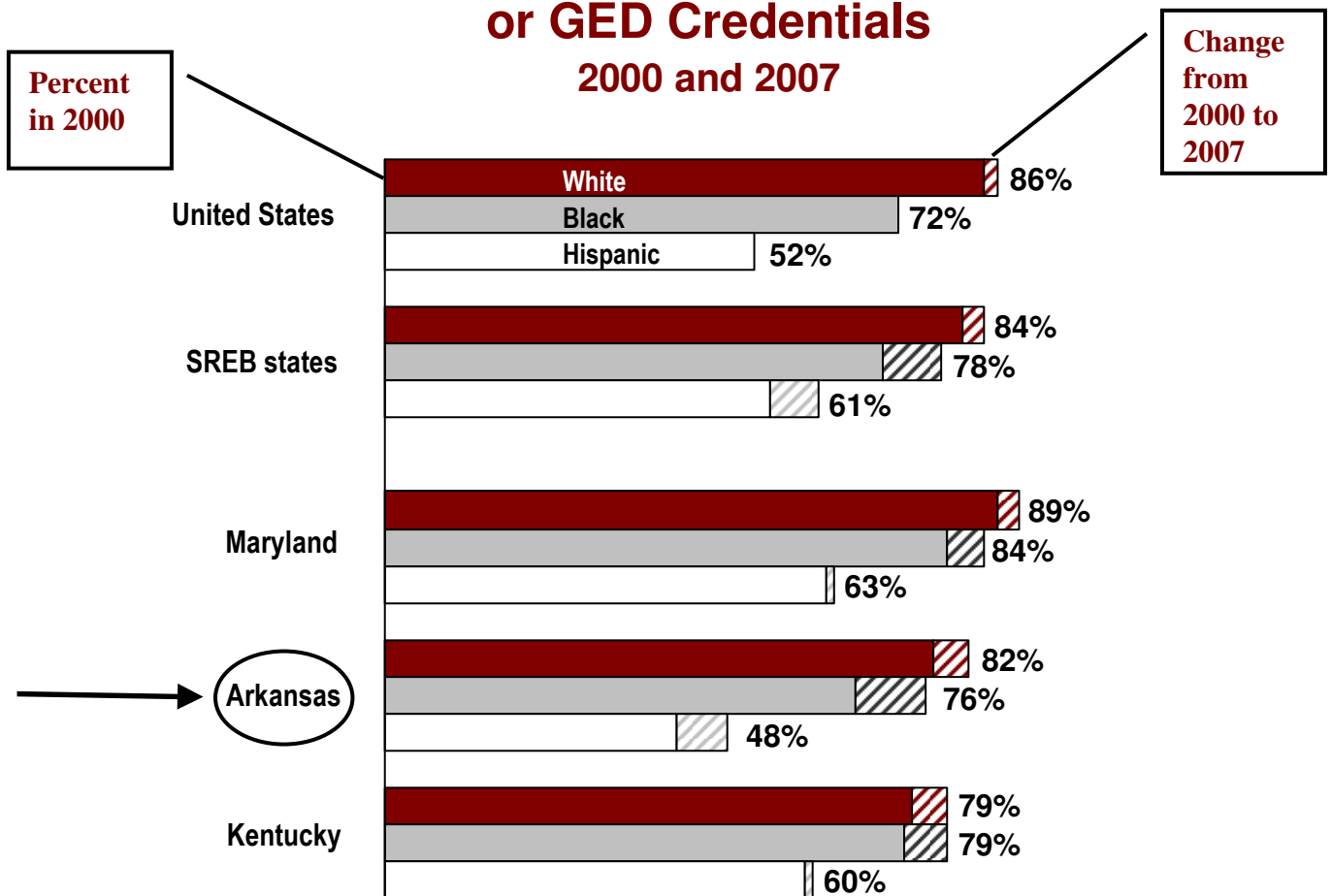


Source: Table 2, U.S. Census Bureau.



From 2000 to 2007, SREB states increased the percentages of black and Hispanic adults with high school credentials, while the nation as a whole did not. In Arkansas, 82 percent of white adults and 76 percent of black adults had high school diplomas or GED credentials in 2007. Forty-eight percent of Hispanic adults had diplomas or credentials.

Adults With High School Diplomas or GED Credentials 2000 and 2007



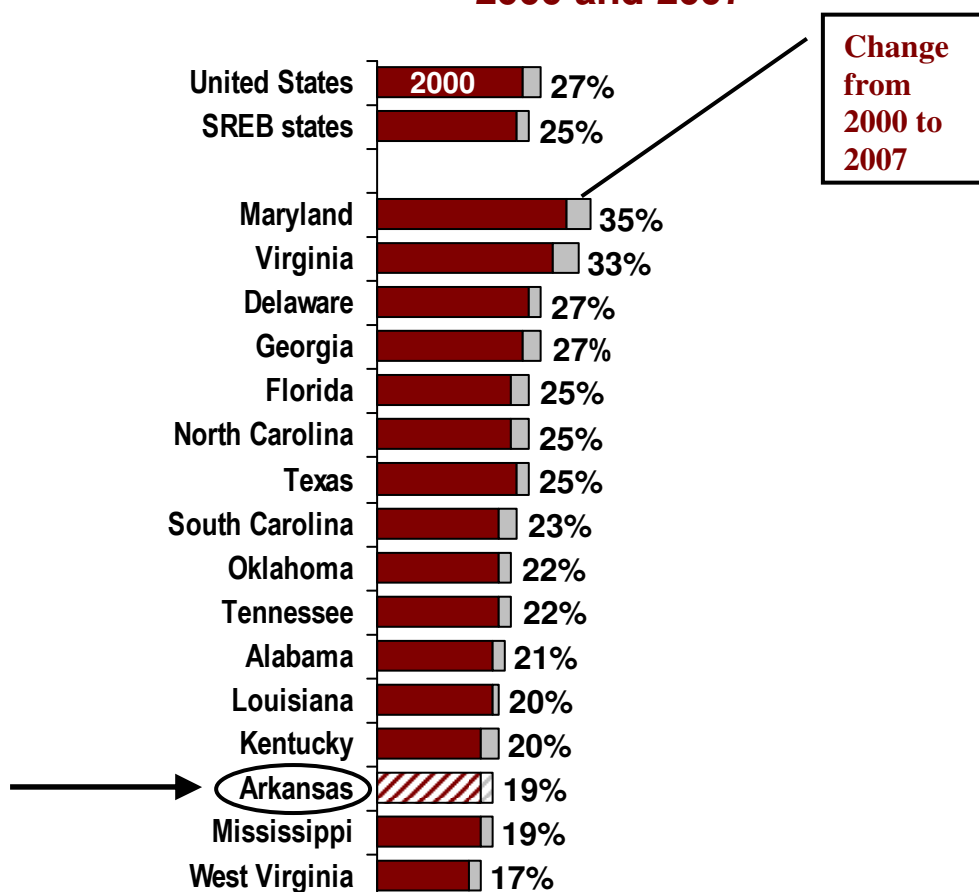
Note: SREB states with the smallest and largest percentages of adults with high school credentials are shown to put data in context.

Source: Table 4, U.S. Census Bureau.



The percentage of adults with bachelor's or higher degrees has risen since 2000 nationally, regionally and in every SREB state. In 2007, 19 percent of adults ages 25 and older in Arkansas had bachelor's or higher degrees, up from 17 percent in 2000.

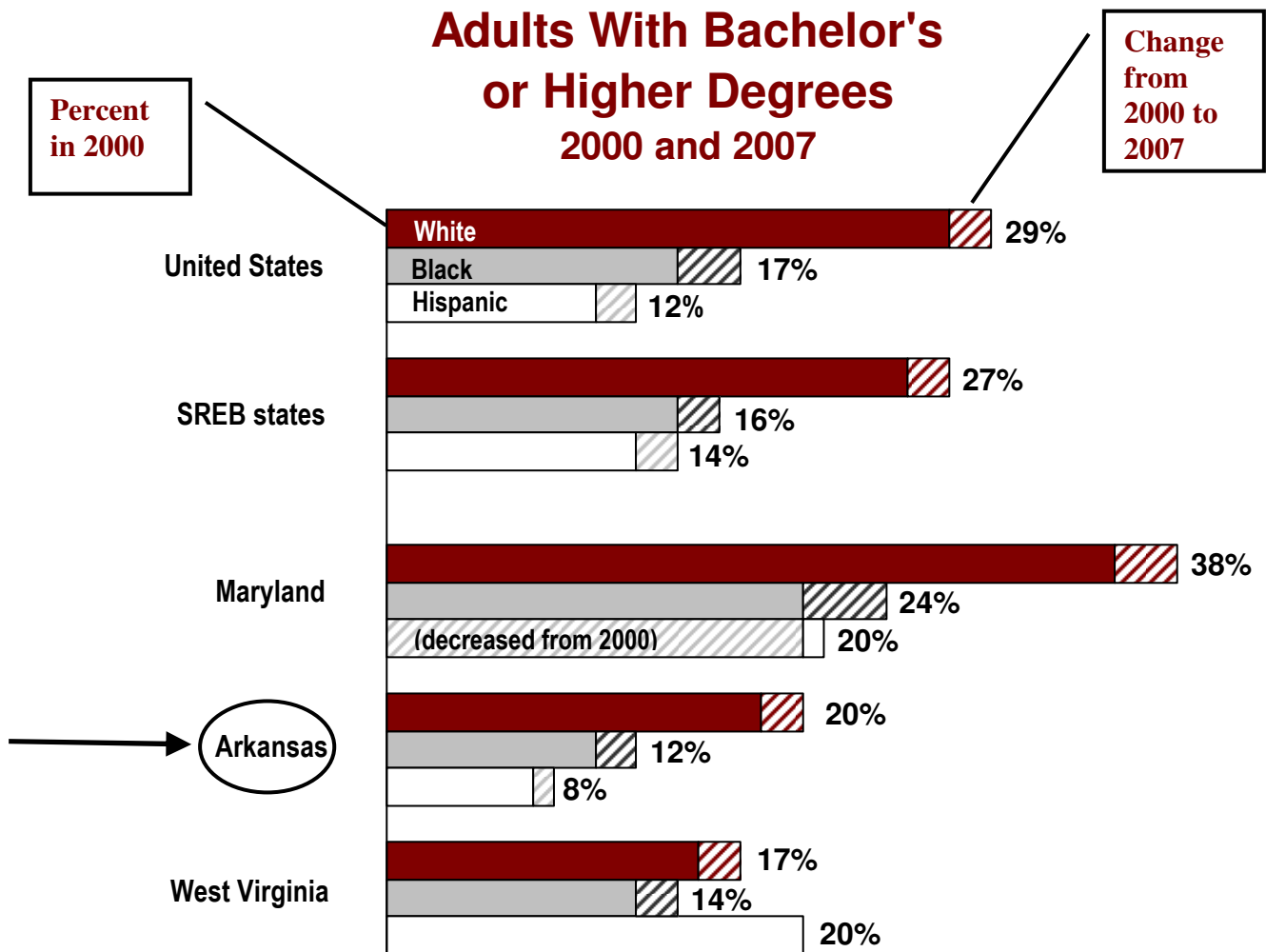
Adults With Bachelor's or Higher Degrees 2000 and 2007



Source: Table 2, U.S. Census Bureau.



The percentage of Hispanic adults with at least a bachelor's degree was higher than the percentage of black adults with degrees in six SREB states in 2007, down from 10 in 2000. In Arkansas, 20 percent of white adults and 12 percent of black adults had bachelor's or higher degrees in 2007. Eight percent of Hispanic adults had bachelor's or higher degrees.



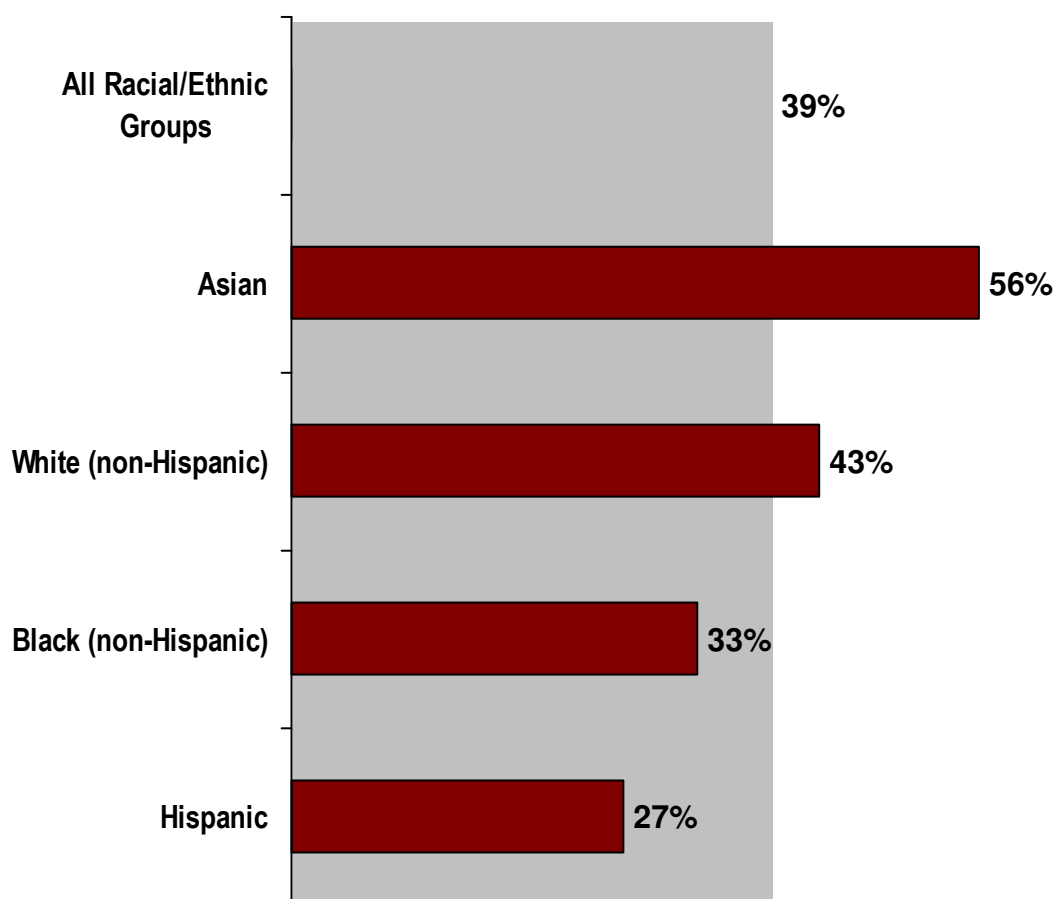
Note: SREB states with the smallest and largest percentages of adults with bachelor's degrees are shown to put data in context.

Source: Table 4, U.S. Census Bureau.



Even after years of progress, a smaller proportion (27 percent) of Hispanic young adults attended college than black young adults (33 percent) and white young adults (43 percent) in 2007. This means that the fastest-growing population in the United States had the lowest percentage enrolled in college.

18- to 24-Year-Olds in College United States, 2007

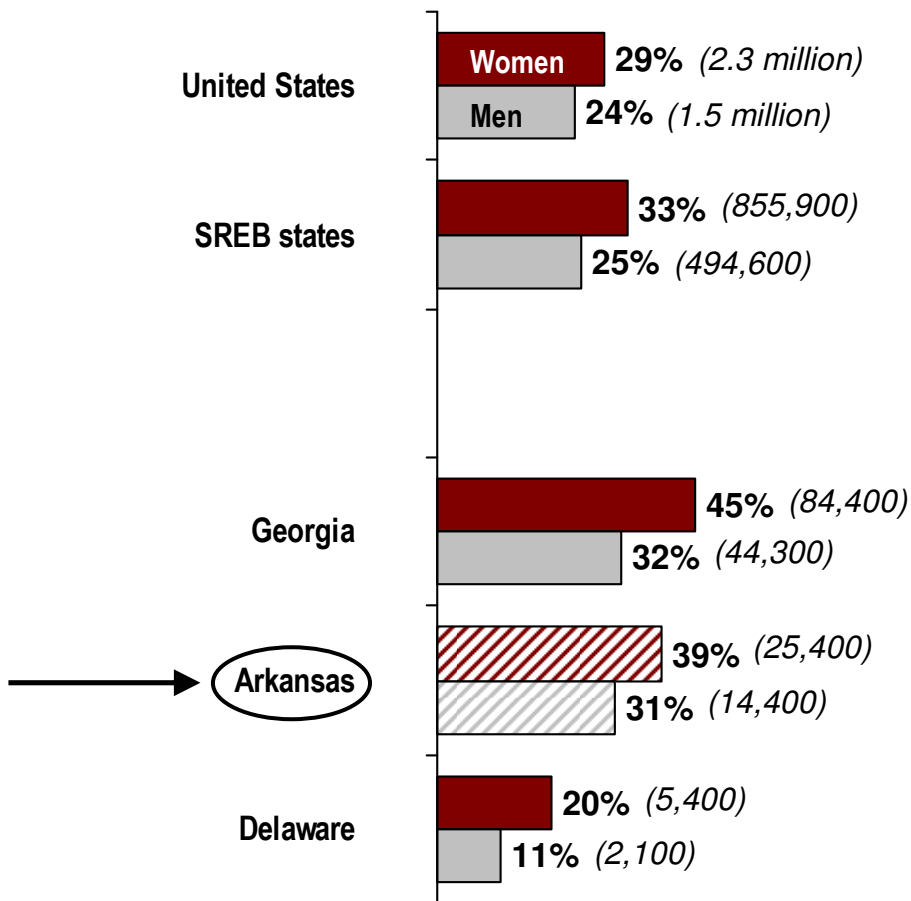


Source: U.S. Census Bureau.



Women accounted for most of the college enrollment growth in the SREB states from 1997 to 2007. In Arkansas, 25,400 more women and 14,400 more men were enrolled in college in 2007 than in 1997.

Enrollment Growth 1997 to 2007



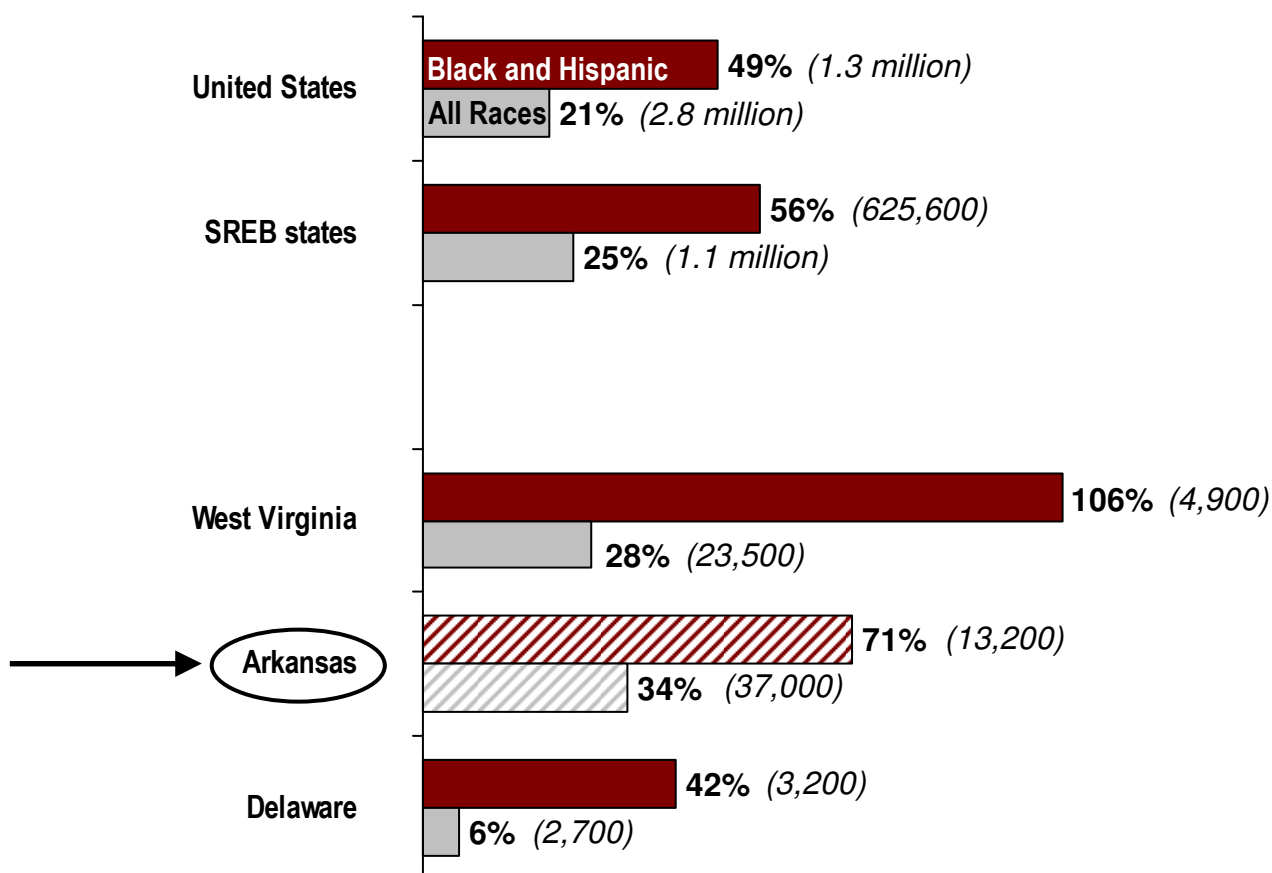
Note: SREB states with the smallest and largest percentages of women's enrollment growth are shown to put data in context.

Sources: Tables 25 and 26, National Center for Education Statistics.



College enrollment of black and Hispanic students grew rapidly from 1997 to 2007 in virtually every SREB state. In Arkansas, there were 13,200 more black and Hispanic students enrolled in 2007 than in 1997. This was a 71 percent increase, compared with a 34 percent increase in total enrollment. In two SREB states — Delaware and Louisiana — the number of white students enrolled in college declined over the period.

Black and Hispanic Enrollment Growth 1997 to 2007



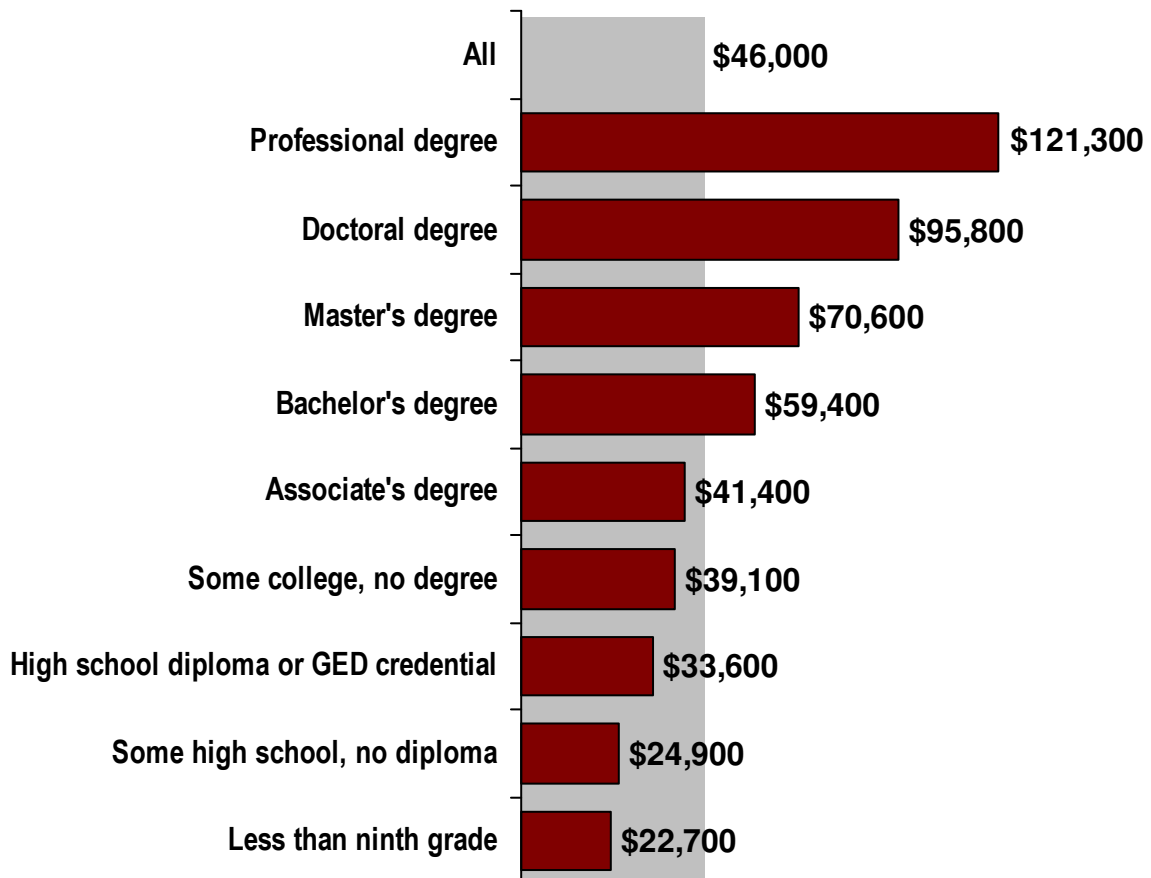
Note: SREB states with the smallest and largest percentages of black and Hispanic enrollment growth are shown to put data in context.

Sources: Tables 18, 27, 28 and 29, National Center for Education Statistics.



More than ever, education pays. Adults with high school diplomas or GED credentials in 2007 earned 48 percent more than those with no high school attendance and 35 percent more than those who attended high school but did not earn diplomas or GED credentials. Those with associate's degrees earned 23 percent more than those with only high school-level credentials. Those with bachelor's degrees earned 77 percent more. And, those with professional degrees in fields such as law and medicine earned 104 percent more than those with bachelor's degrees.

Average Annual Earnings of Adults United States, 2007

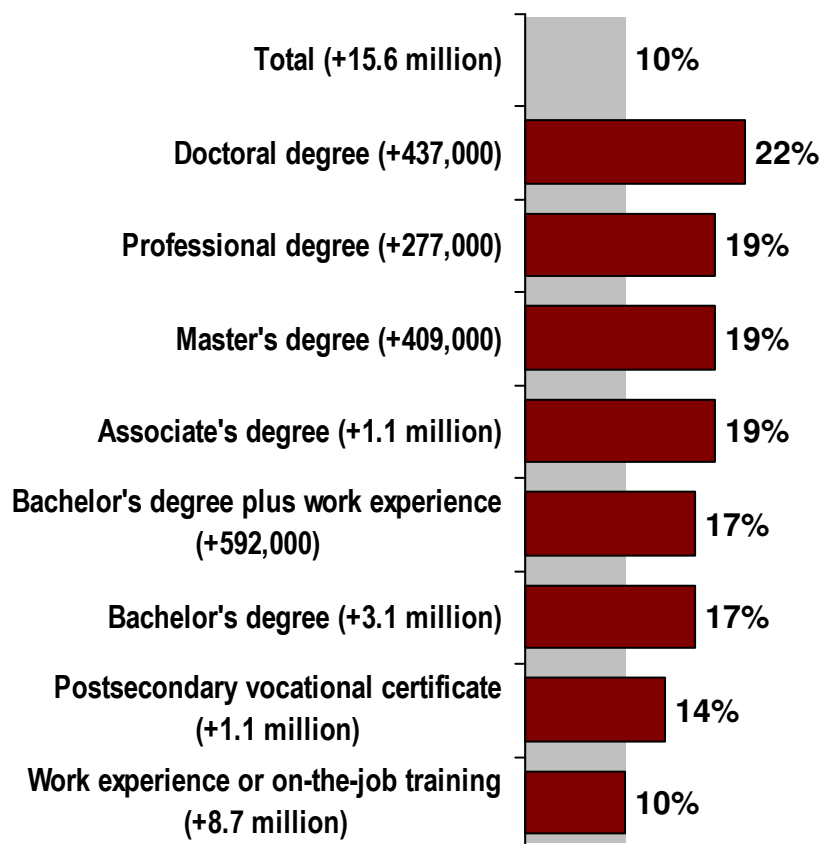


Source: U.S. Census Bureau.



The fastest-growing, highest-paying jobs require education beyond high school. Jobs in the United States are projected to increase by 19 percent (1.1 million) by 2016 for people with associate's degrees and by 17 percent (3.1 million) for those with bachelor's degrees. Most new jobs will require only work experience or on-the-job training, however.

Projected Increase in Job Openings by Education or Training United States, 2006 to 2016

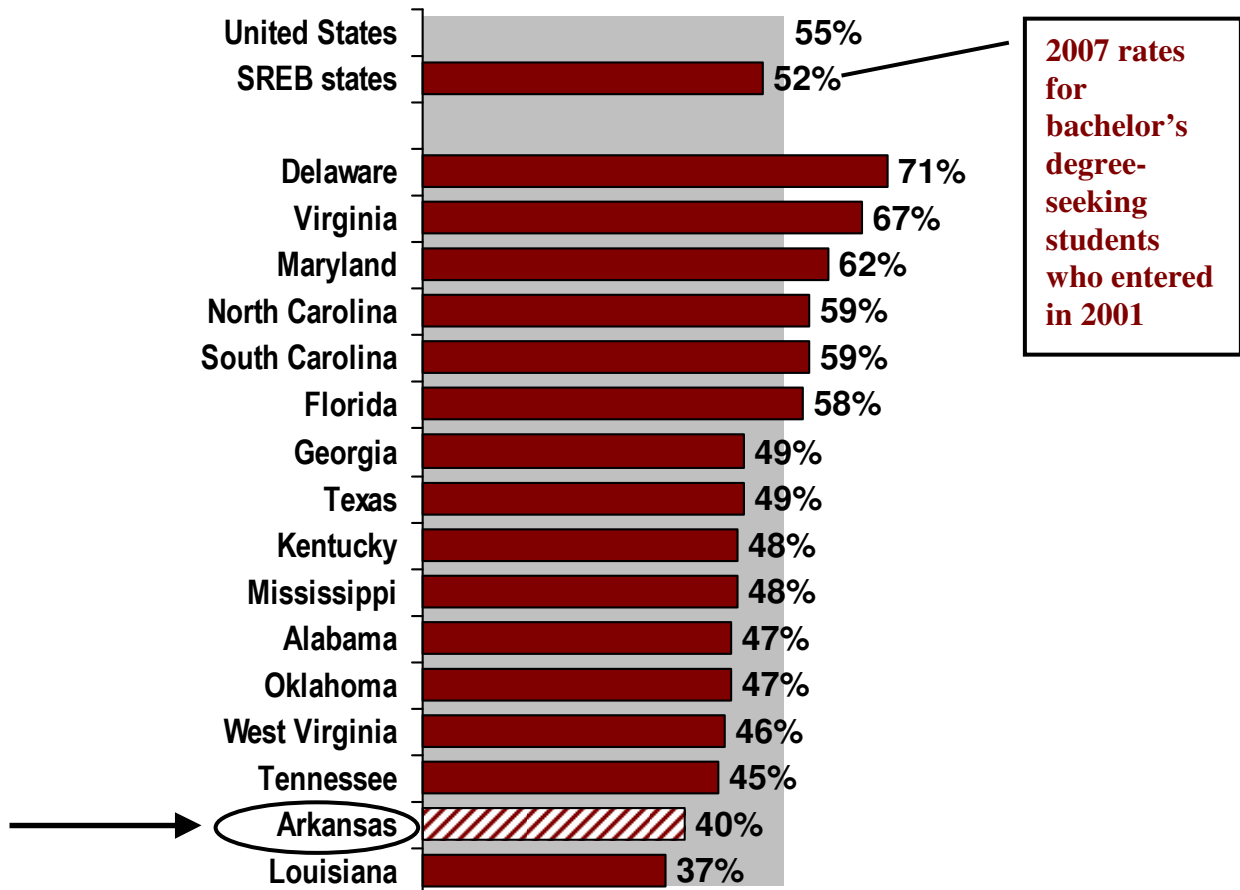


Source: U.S. Census Bureau.



The average U.S. six-year graduation rate of full-time freshmen who first enrolled to earn a bachelor's degree in a public four-year college or university in 2001 was 55 percent. In the SREB region, the average was lower — 52 percent. Six SREB states had graduation rates greater than the U.S. average. Arkansas had a 40 percent graduation rate, one of the lowest in the region.

College Graduation Rates¹ Public Four-Year Colleges and Universities



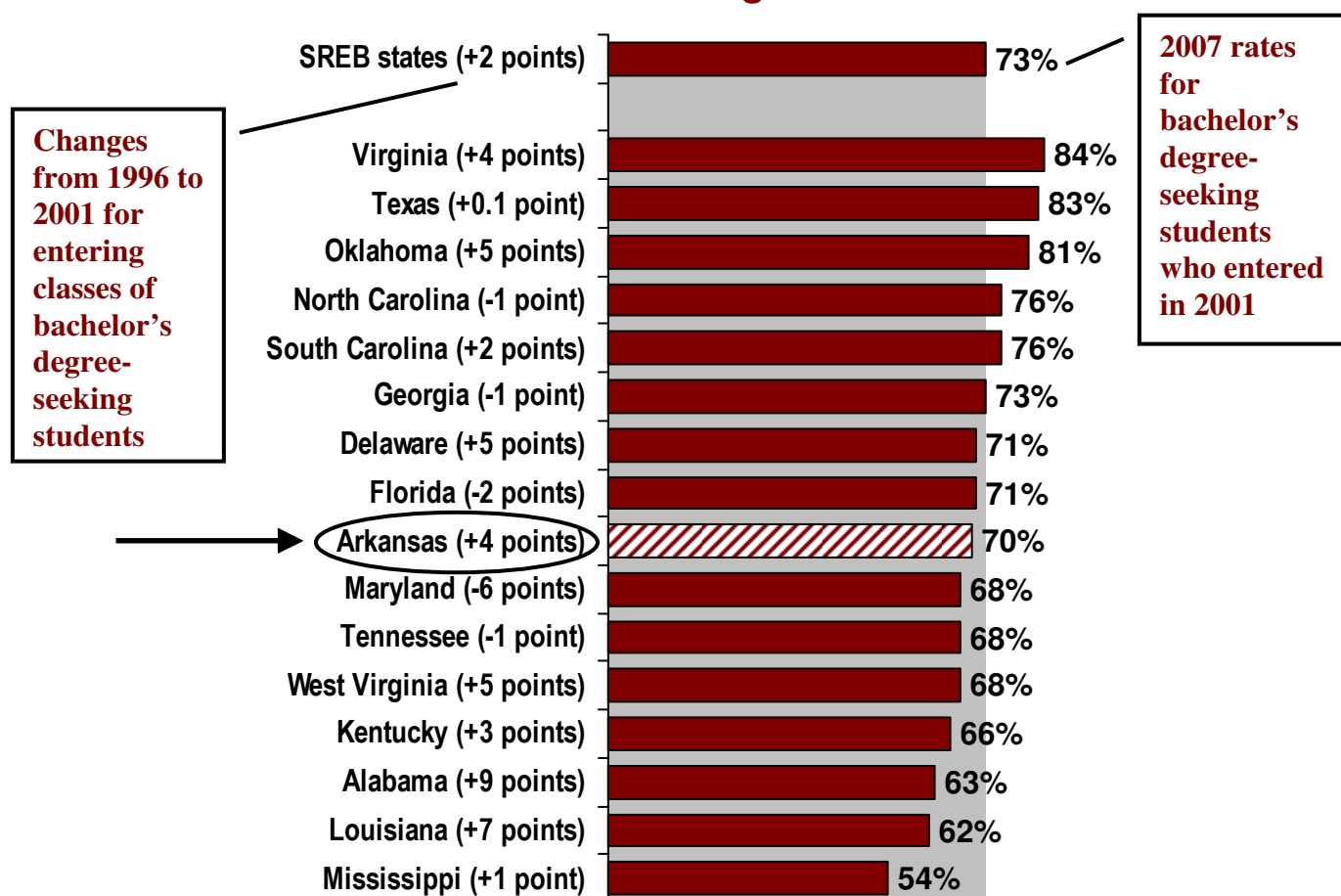
¹ Those who graduated within 150 percent of normal program time, usually six years.

Source: Table 40, SREB-State Data Exchange and National Center for Education Statistics.



In the SREB region, 73 percent of full-time freshmen who first enrolled to pursue bachelor's degrees in 2001 either had graduated within six years, still were enrolled or had transferred to another college — up 2 percentage points compared with those entering in 1996. Arkansas had a 4-point gain to 70 percent.

Student Progression Rates¹ Public Four-Year Colleges and Universities



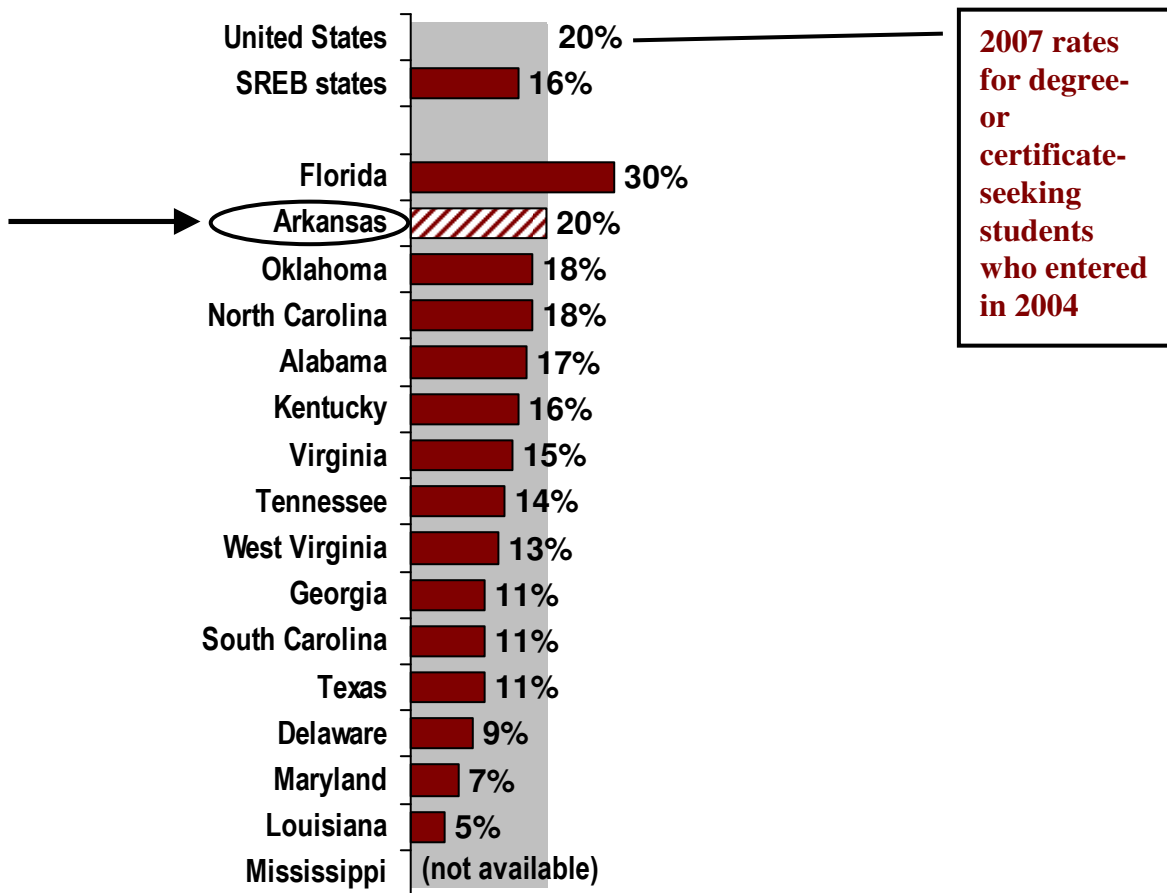
¹ The sum of those who had graduated, transferred or still were enrolled six years after entering.

Source: Table 40, SREB-State Data Exchange.



The U.S. average three-year graduation rate for full-time freshmen who first enrolled in public two-year colleges to pursue associate's degrees or vocational certificates in 2004 was 20 percent. The average in the SREB region was 16 percent. Two SREB states had rates at or above the U.S. average. Arkansas's rate was 20 percent.

College Graduation Rates¹ Public Two-Year Colleges

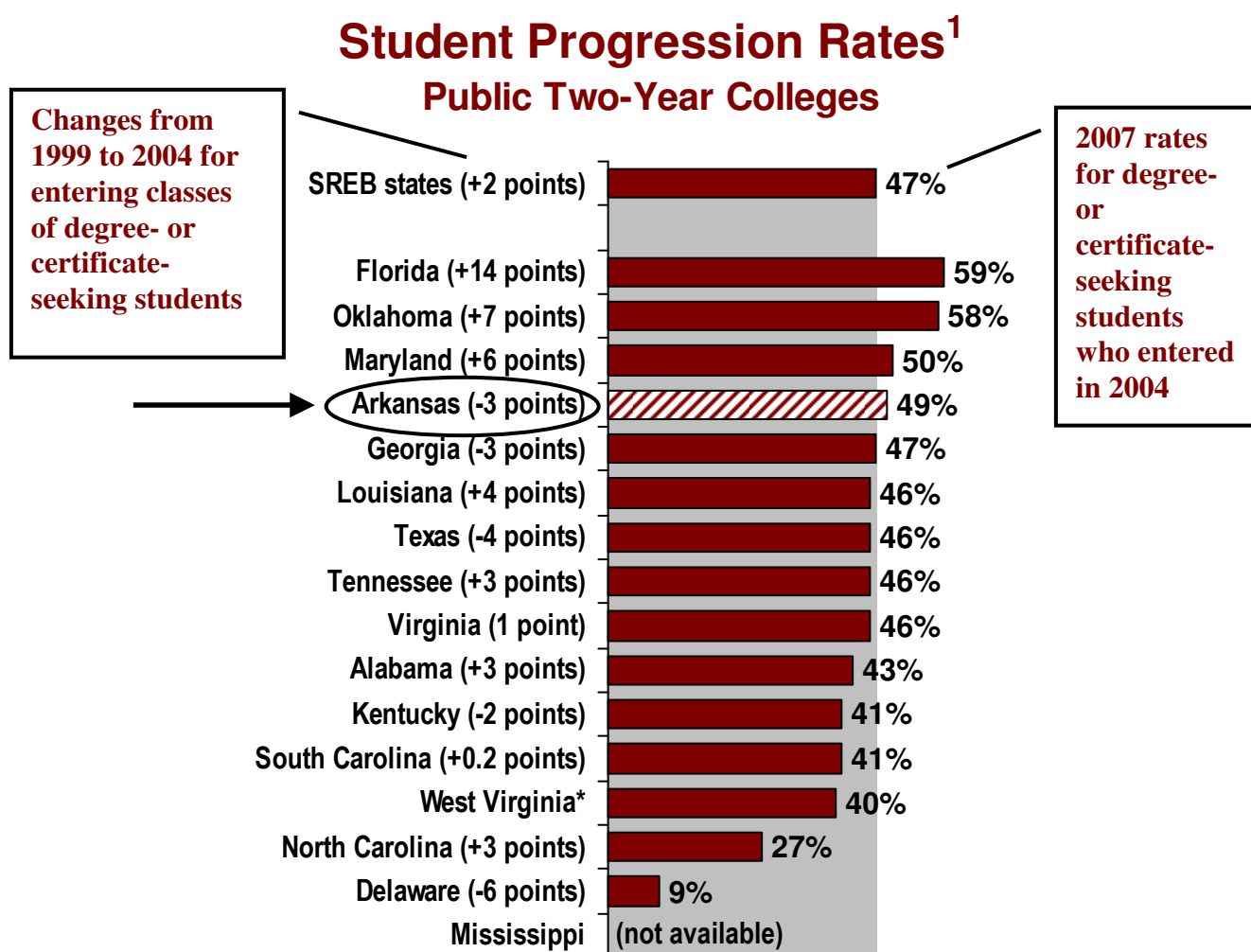


¹ Those who graduated within 150 percent of normal program time, usually three years.

Source: Table 40, SREB-State Data Exchange and National Center for Education Statistics.



In the SREB region, 47 percent of full-time freshmen who first enrolled to pursue an associate's degree or vocational certificate in 2004 had graduated within three years, still were enrolled or had transferred to another college or institute — up 2 percentage points compared with those entering in 1999. Arkansas had a 3-point decline to 49 percent.



* West Virginia's reorganization of two-year colleges over this time period prevents comparisons.

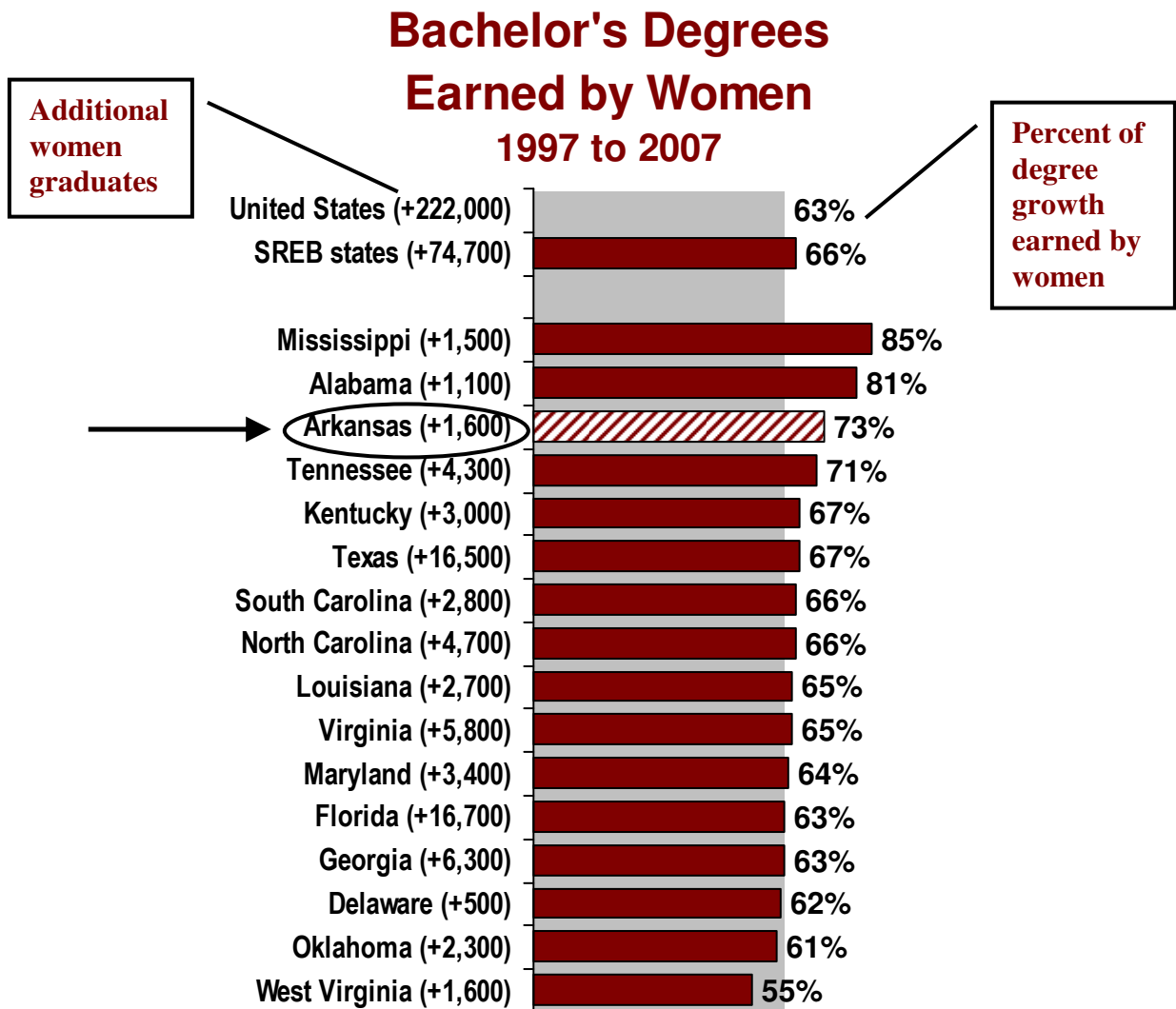
¹ The sum of those who graduated, transferred or still were enrolled three years after entering.

Note: The Delaware rate does not include transfer students or students still enrolled.

Source: Table 40, SREB-State Data Exchange and National Center for Education Statistics.



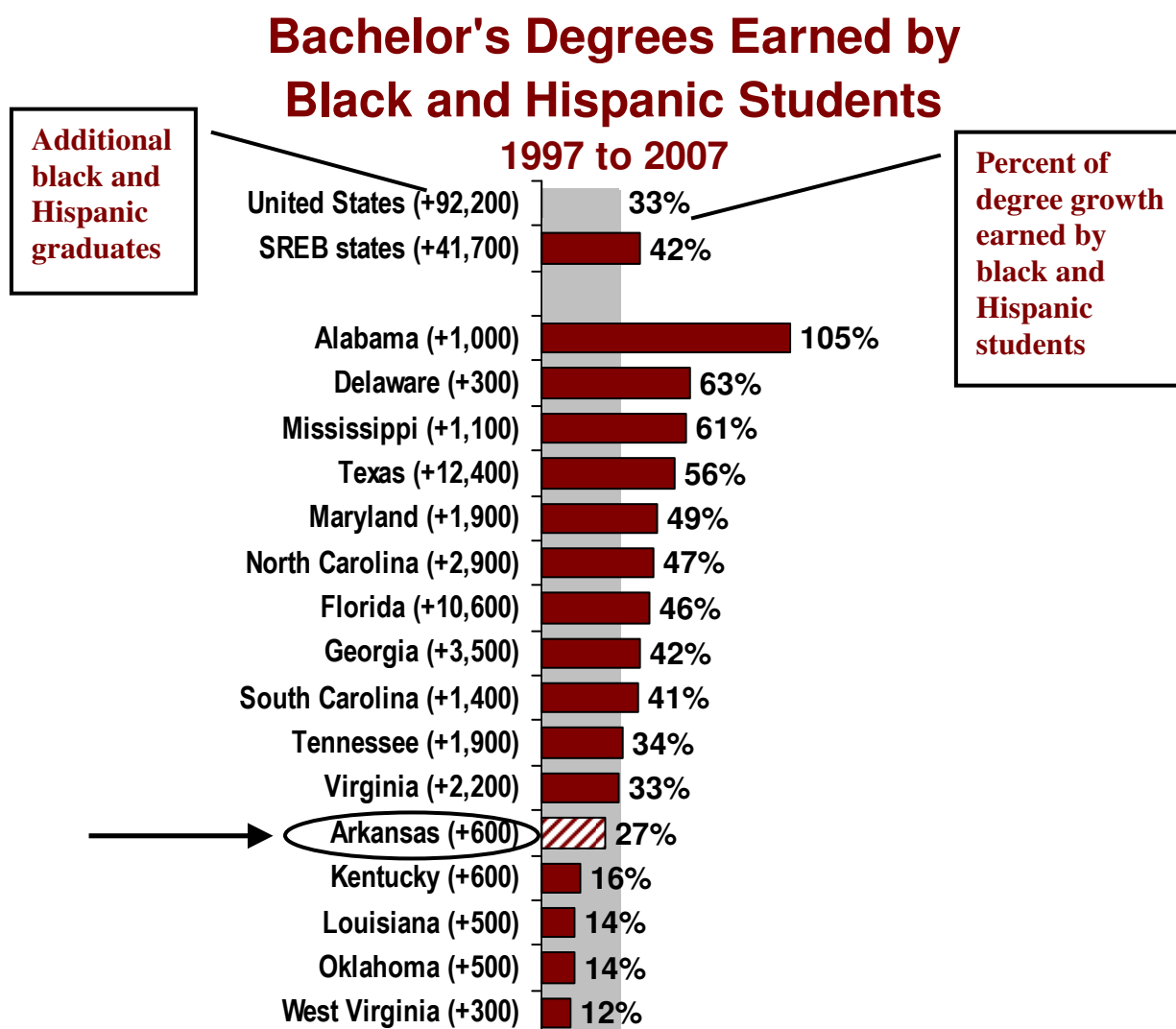
Women accounted for 66 percent of the increase in bachelor's degrees in the SREB region from 1997 to 2007. In Arkansas, women accounted for 73 percent of the increase. Arkansas increased the number of degrees awarded to men by 15 percent. In Arkansas, women were 56 percent of graduates in 1997 and 59 percent in 2007.



Source: Table 43, National Center for Education Statistics.



Black and Hispanic graduates accounted for 42 percent of the increase in bachelor's degrees in the SREB region from 1997 to 2007. In Arkansas, black and Hispanic graduates accounted for 27 percent of the increase in degrees earned. In Arkansas, black and Hispanic students were 12 percent of graduates in 1997 and 15 percent in 2007.

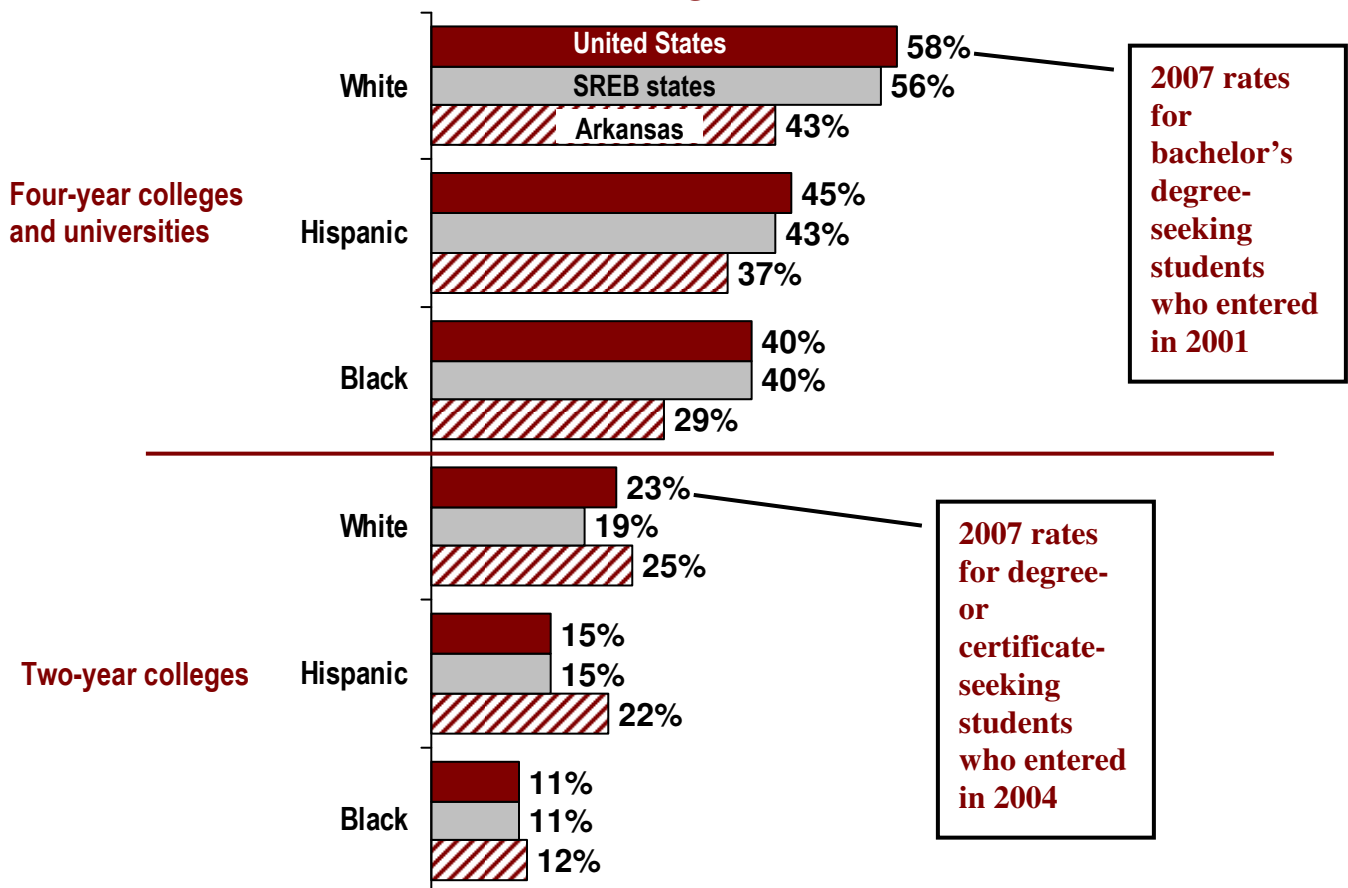


Source: Table 43, National Center for Education Statistics.



In SREB states, 40 percent of black students who enrolled in 2001 with the intention to seek a bachelor's degree graduated by 2007. Hispanic students graduated at a higher rate — 43 percent. In Arkansas, 29 percent of black and 37 percent of Hispanic students graduated with a bachelor's degree within six years. At two-year schools in the region, 11 percent of black students and 15 percent of Hispanic students graduated with a degree or certificate within three years. Arkansas two-year schools graduated 12 percent of black students and 22 percent of Hispanic students in the same period.

College Graduation Rates by Racial/Ethnic Group Public Colleges and Universities

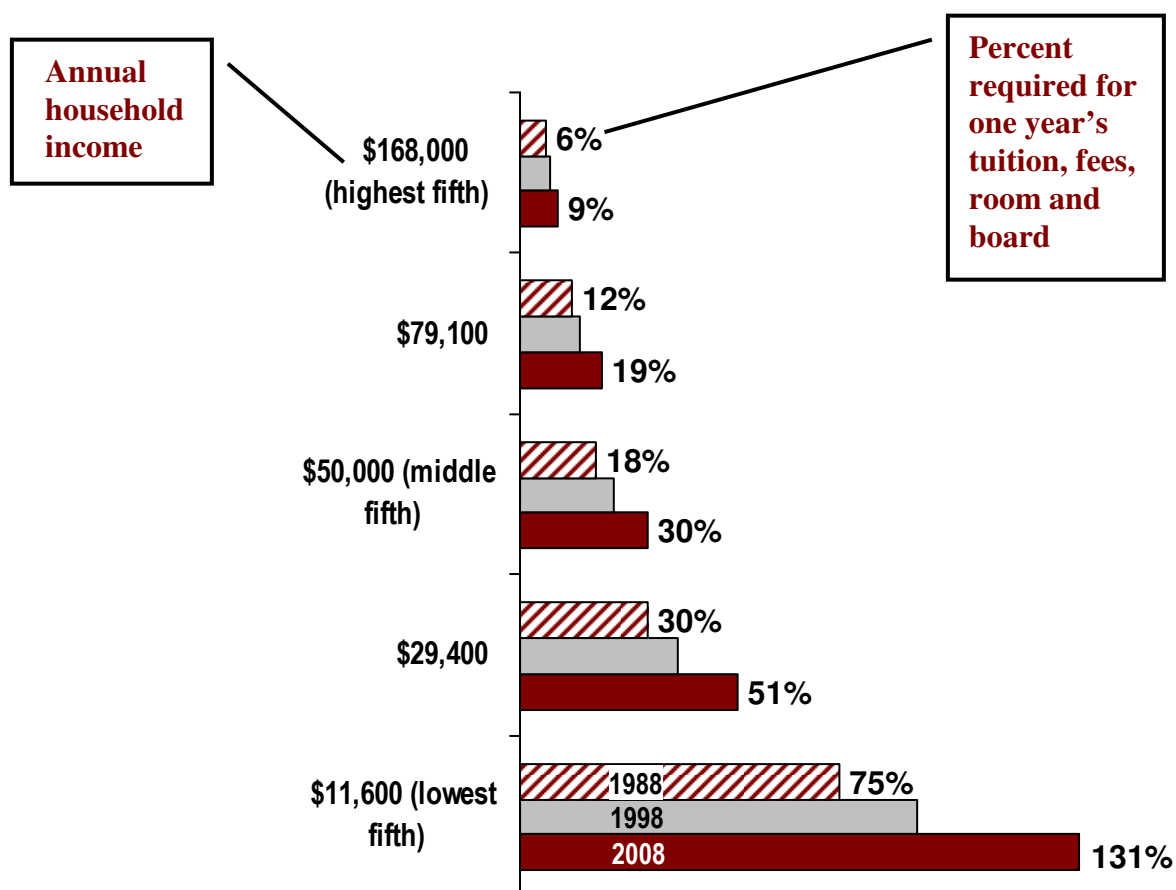


Source: Table 39, SREB-State Data Exchange.



In 2008, the cost of one year of attendance at a four-year public college or university (tuition, required fees, room and board) was 30 percent of annual income for middle-income households — 12 percentage points more than in 1988. For students in the lowest fifth of incomes, one year’s costs were a staggering 131 percent of income — 56 percentage points greater than in 1988.

Percent of Income Required to Pay for One Year of Attendance Public College or University, United States

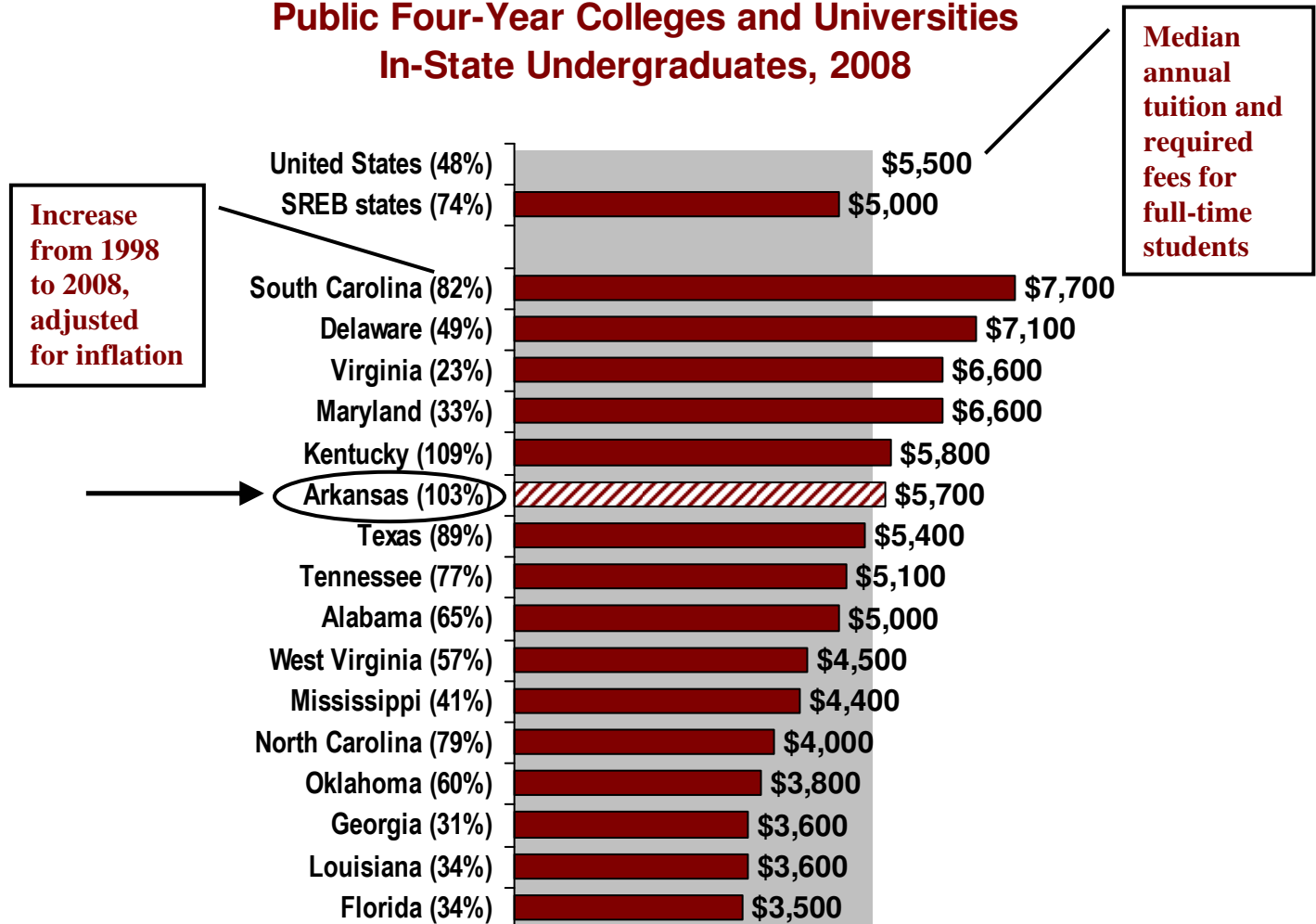


Sources: National Center for Education Statistics and U.S. Census Bureau.



Median annual tuition and required fees reached \$5,000 in SREB states in 2008. This was 74 percent more than in 1998 after adjusting for inflation. In Arkansas, tuition and fees were \$5,700 — an increase of 103 percent from 1998.

Tuition and Required Fees Public Four-Year Colleges and Universities In-State Undergraduates, 2008

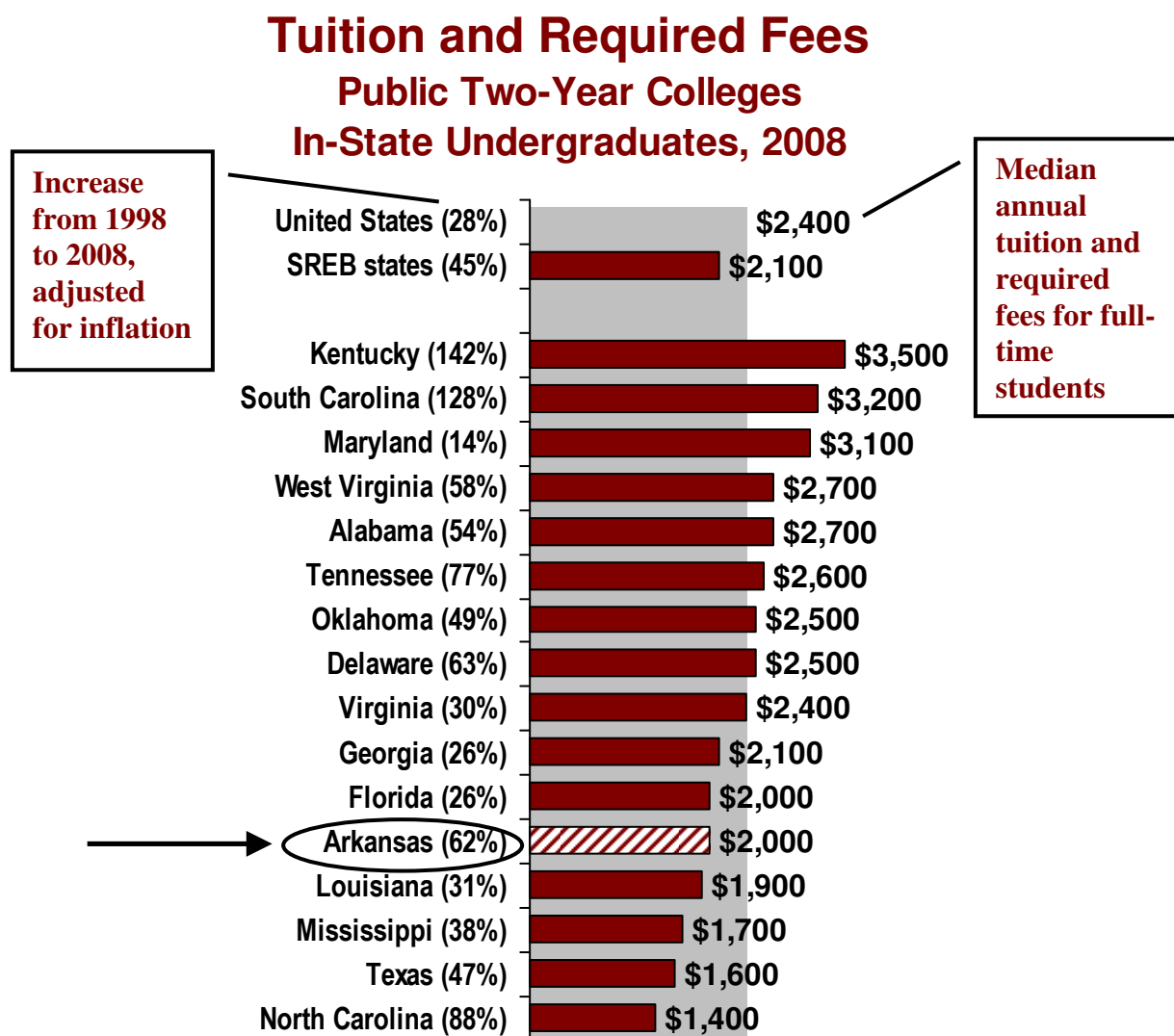


Note: Based on the academic-year Consumer Price Index, which rose 29 percent over the period.

Source: Table 52, SREB-State Data Exchange and National Center for Education Statistics.



Median annual tuition and required fees were about \$2,100 for the SREB region in 2008. This was 45 percent more than in 1998 after adjusting for inflation. In Arkansas, tuition and fees were \$2,000 — an increase of 62 percent from 1998.



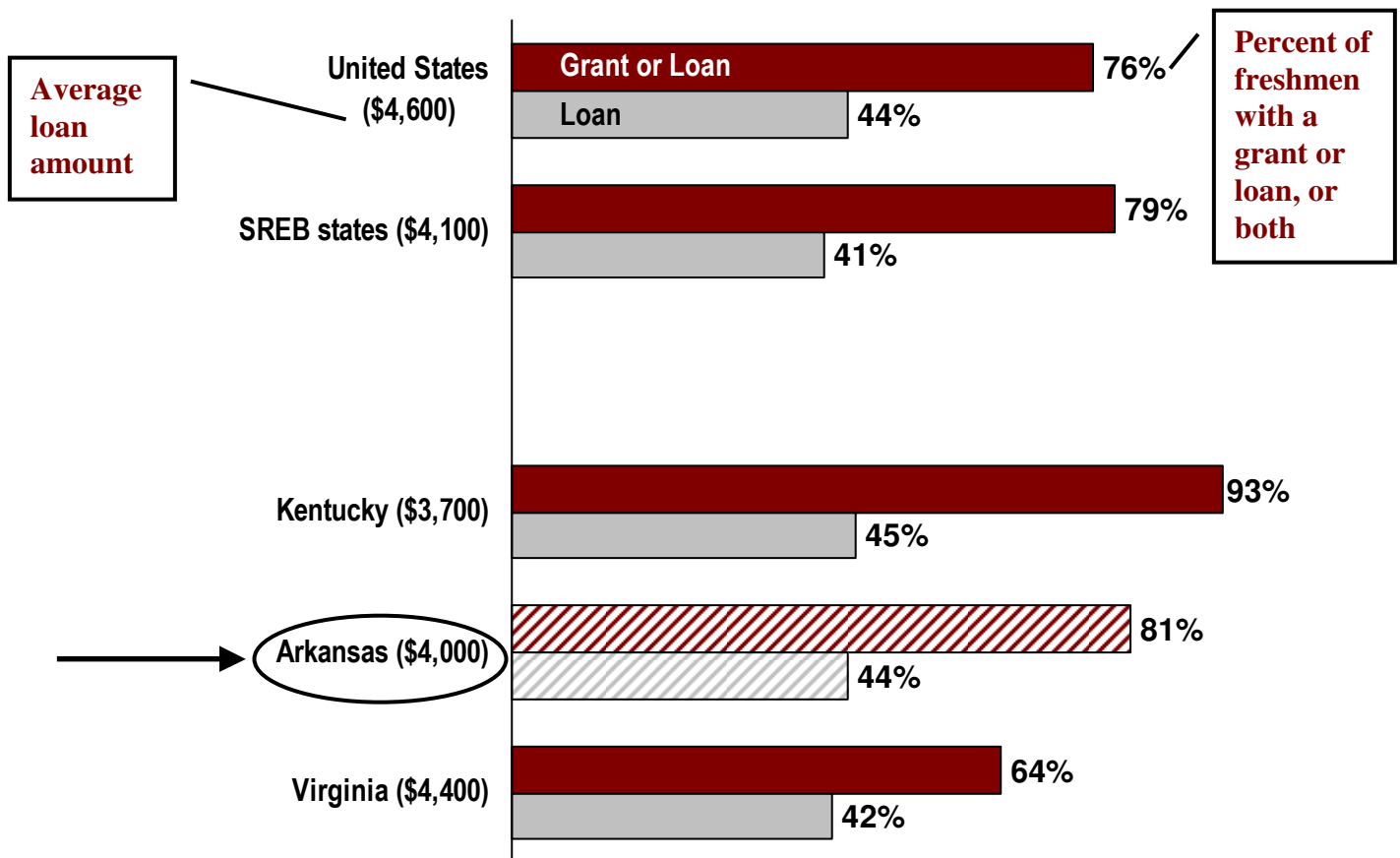
Note: Based on the academic-year Consumer Price Index, which rose 29 percent over the period.

Source: Table 52, SREB-State Data Exchange and National Center for Education Statistics.



Nationally, 76 percent of first-time, full-time freshmen seeking undergraduate degrees at public four-year colleges received a financial aid grant, took out a student loan, or both, in 2007. Forty-four percent took out loans. In Arkansas, the percentages were 81 percent and 44 percent, respectively. The average loan amount for Arkansas freshmen taking out loans in 2007 was \$4,000.

Grants and Loans to Freshmen Public Four-Year Colleges and Universities 2007



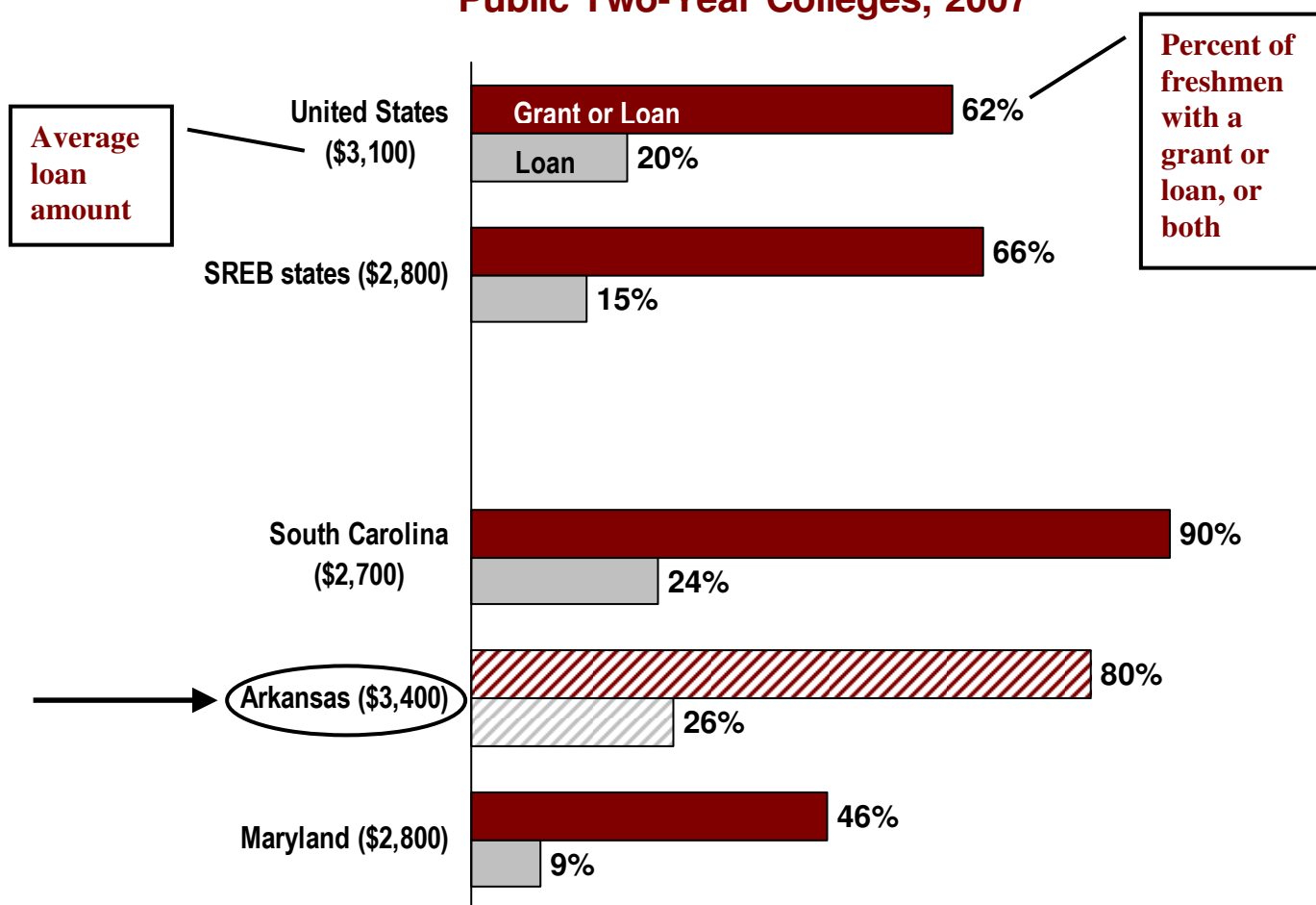
Note: SREB states with the smallest and largest percentages of grants and loans are shown to put data in context.

Source: Table 58, National Center for Education Statistics.



Nationally, 62 percent of first-time, full-time freshmen seeking degrees or certificates at public two-year colleges received a financial aid grant, took out a student loan, or both, in 2007. Twenty percent took out loans. In Arkansas, 80 percent had a grant, loan or both, and 26 percent had loans that averaged \$3,400.

Grants and Loans to Freshmen Public Two-Year Colleges, 2007



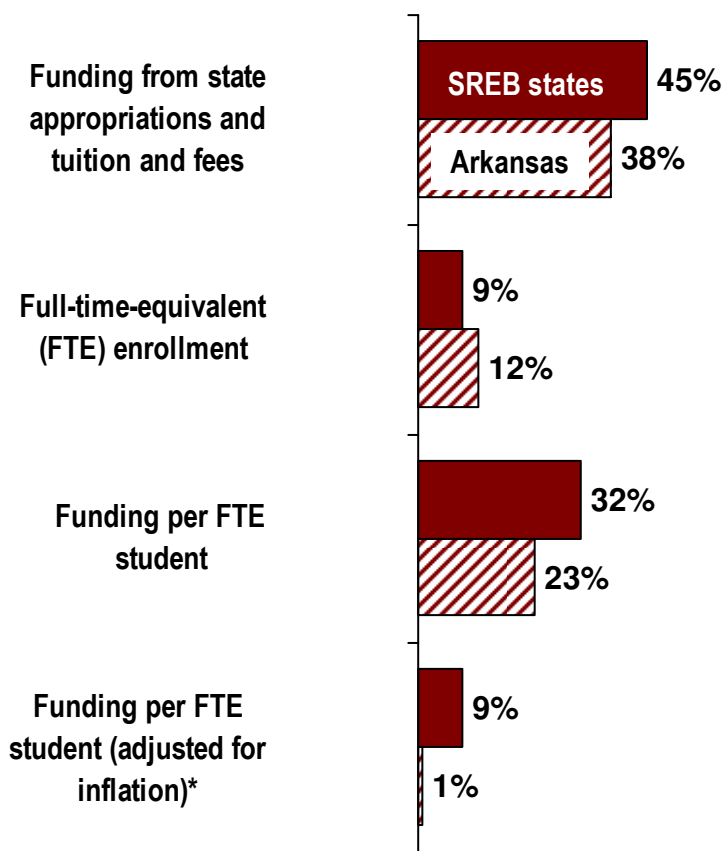
Note: SREB states with the smallest and largest percentages of grants and loans are shown to put data in context.

Source: Table 59, National Center for Education Statistics.



In Arkansas in 2008, funding from state appropriations and tuition and fees per FTE student for public four-year colleges and universities was \$12,900 — 1 percent (\$200) more than in 2003 after adjusting for inflation. The regional average funding per FTE student was \$14,100 — 9 percent (\$1,200) more than in 2003 after adjusting for inflation.

Enrollment and Funding Changes Public Four-Year Colleges and Universities 2003 to 2008



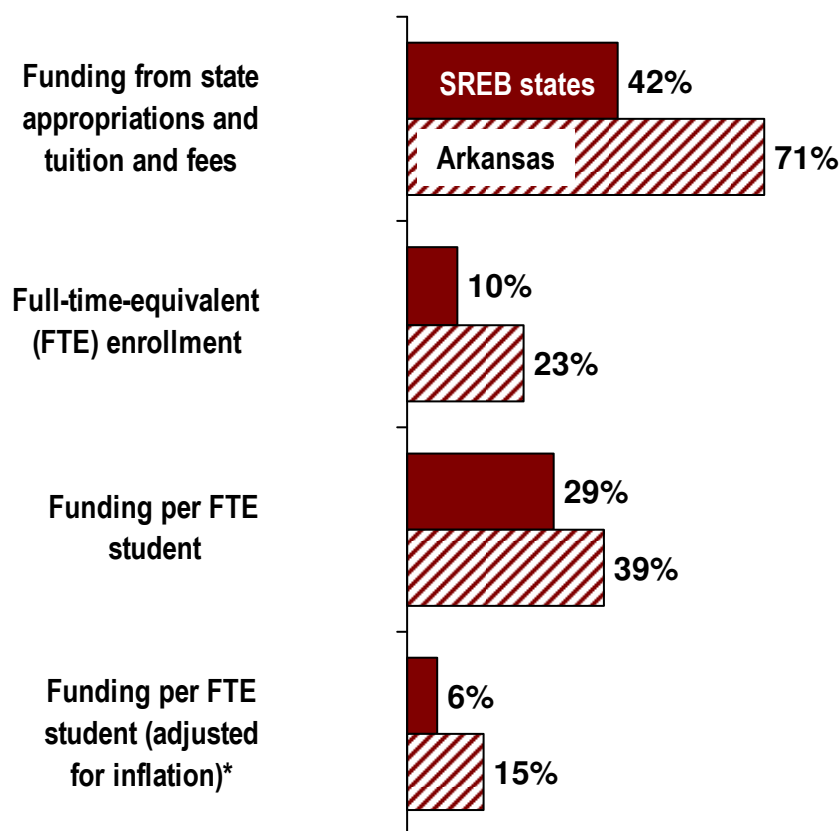
* Based on the Common Fund Institute Higher Education Price Index (HEPI), which increased by 21 percent from 2002-03 to 2007-08.

Sources: Tables 37, 78, 79 and 80, SREB-State Data Exchange.



In Arkansas in 2008, funding from state appropriations and tuition and fees per FTE student for public two-year colleges was \$7,800 — 15 percent (\$1,000) more than in 2003 after adjusting for inflation. The regional average funding per FTE student was \$7,200 — 6 percent (\$400) more than in 2003 after adjusting for inflation.

Enrollment and Funding Changes Public Two-Year Colleges 2003 to 2008



* Based on the Common Fund Institute Higher Education Price Index (HEPI), which increased by 21 percent from 2002-03 to 2007-08.


Sources: Tables 37, 78, 79 and 80, SREB-State Data Exchange.



At Arkansas’s public two-year colleges, an additional 60 cents in tuition and fees was collected for every additional appropriated dollar. In the SREB region, an additional 60 cents in tuition and fees was collected for every additional appropriated dollar.

At Arkansas’s public four-year colleges and universities, an additional 80 cents in tuition and fees was collected for every additional appropriated dollar. In the SREB region, an additional \$1.30 in tuition and fees was collected for every additional appropriated dollar.

Appropriations and Tuition Growth Public Colleges and Universities 2003 to 2008

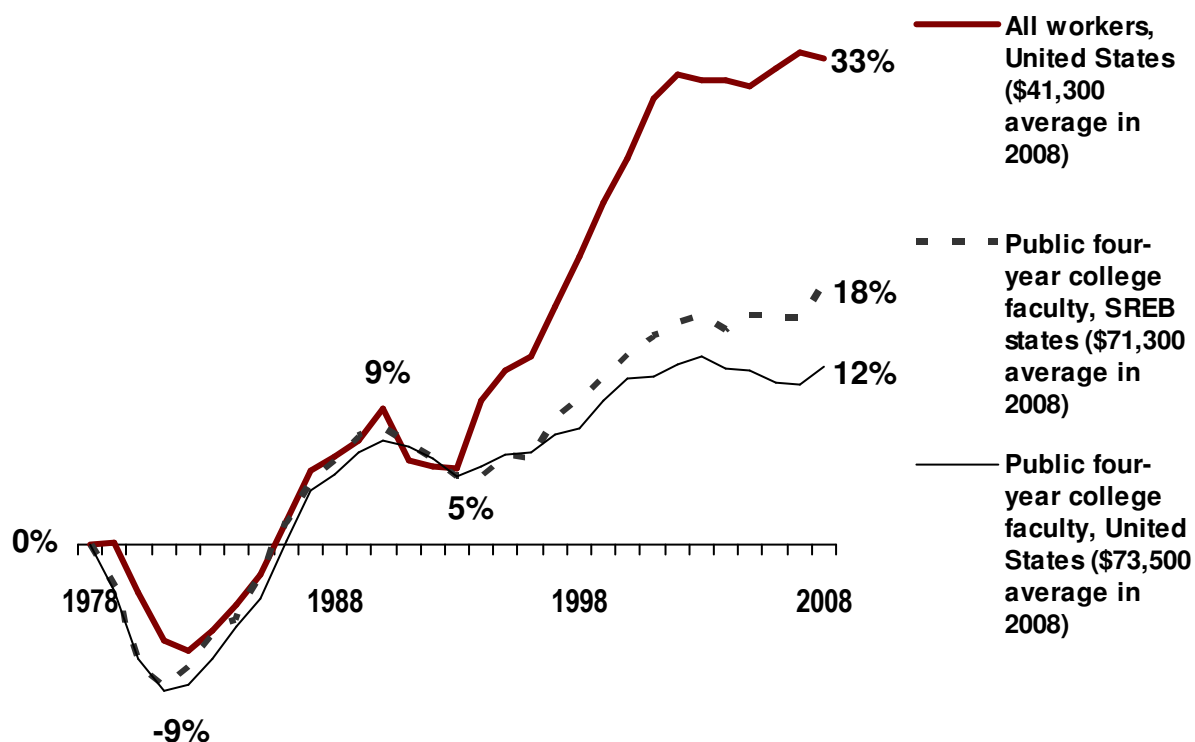


Sources: Tables 78, 79 and 80, SREB-State Data Exchange.



Even though college faculty have higher levels of education and higher pay than American workers overall, faculty salaries nationwide and in the SREB region continue to lose ground when compared with growth of the average American wage. Faculty salaries at public four-year colleges and universities in the SREB region were about \$10,600 higher in 2008 than in 1978 when adjusted for inflation — an increase of 18 percent. The average increase for all workers nationwide was 33 percent.

Changes in Annual Pay (adjusted for inflation)

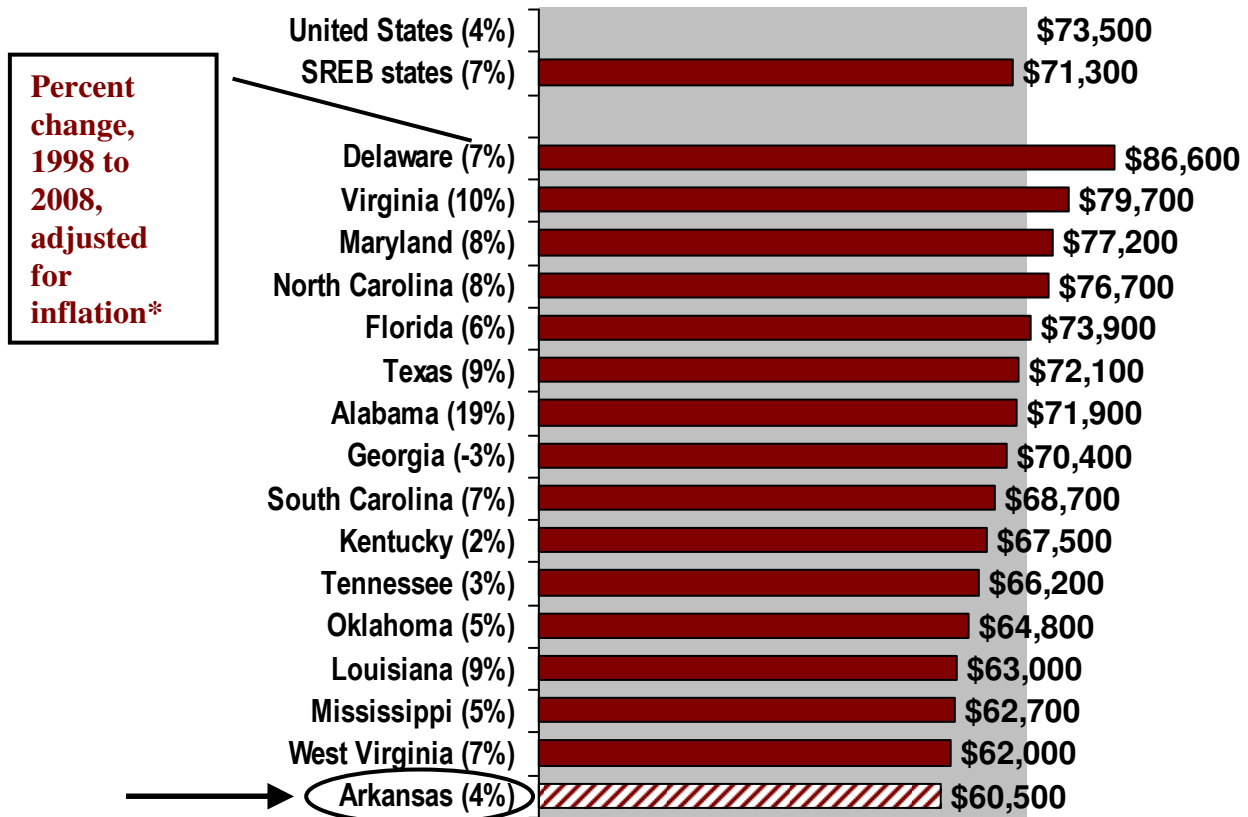


Sources: SREB-State Data Exchange, National Center for Education Statistics and U.S. Census Bureau.



From 1998 to 2008, the SREB region's average four-year faculty salary rose 7 percent to \$71,300, but remained below the national average of \$73,500. The average salary in Arkansas rose 4 percent to \$60,500. The four-year college and university average salary in Arkansas in 2008 was the lowest in the SREB region.

Faculty Salaries Public Four-Year Colleges and Universities 2008



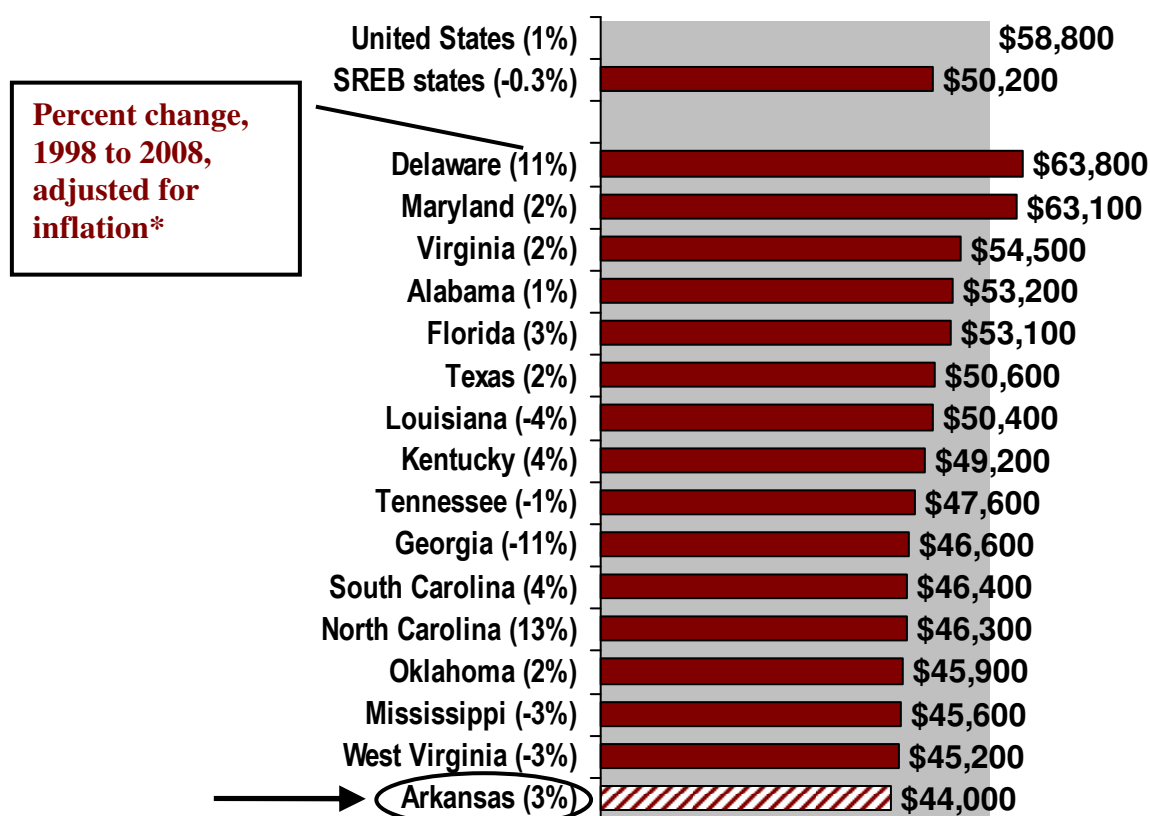
* Based on the academic-year Consumer Price Index, which rose 29 percent over the period.

Source: Table 71, SREB-State Data Exchange and American Association of University Professors.



From 1998 to 2008, the SREB region's average two-year faculty salary dropped less than 1 percent to \$50,200 and remained lower than the national average of \$58,800. The average salary in Arkansas rose 3 percent to \$44,000. The two-year college average salary in Arkansas in 2008 was the lowest in the SREB region.

Faculty Salaries Public Two-Year Colleges 2008



* Based on the academic-year Consumer Price Index, which rose 29 percent over the period.

Source: Table 72, SREB-State Data Exchange and American Association of University Professors.